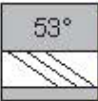



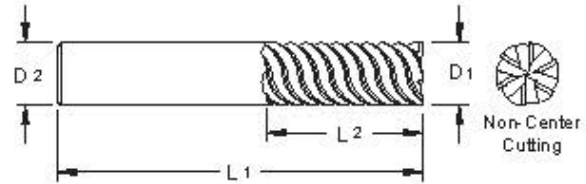
# TuffCut® SS Series 113

Z6



6  
Flute

Designed for milling stainless steel, titanium, inconel and other similar metals, where high cutting forces are generated. Works well as a finishing tool.



- TiN Coating adds lubricity to prevent edge build up.
- ALtima® coating provides high heat resistance that allows tools to be ran at higher speeds and feeds.
- 6 Flute geometry lowers cutting force vibration, permitting higher feeds (at comparable chip loads) and improved tool life.
- Weldon flats upon request.

Uncoated		ALtima®		TiN		Diameter			Shank	OAL		Flute Length		
Tool No.	EDP	Tool No.	EDP	Tool No.	EDP	D1			D2 (h6)	L1		L2		
						Inch	mm	Decimal	Inch	mm	Inch	mm	Inch	mm
11311810	11303	11311810A	11384	11311810T	11304		3.0	.1181		3.0		38		12.0
11312500	11305			11312500T	11306	1/8		.1250	1/8		1-1/2		3/8	
11313780	11307			11313780T	11308		3.5	.1378		4.0		51		12.0
11315620	11309			11315620T	11310	5/32		.1562	3/16		2		1/2	
11315750	11311	11315750A	11385	11315750T	11312		4.0	.1575		4.0		51		14.0
11317720	11313			11317720T	11314		4.5	.1772		5.0		51		14.0
11318750	11315			11318750T	11316	3/16		.1875	3/16		2		9/16	
11319680	11317	11319680A	11386	11319680T	11318		5.0	.1968		5.0		51		20.0
11321650	11319			11321650T	11320		5.5	.2165		6.0		64		20.0
11321870	11321			11321870T	11322	7/32		.2187	1/4		2-1/2		5/8	
11323620	11323	11323620A	11387	11323620T	11324		6.0	.2362		6.0		64		20.0
11325000	11325			11325000T	11326	1/4		.2500	1/4		2-1/2		3/4	
11327560	11327			11327560T	11328		7.0	.2756		8.0		64		20.0
11328120	11329			11328120T	11330	9/32		.2812	5/16		2-1/2		3/4	
11331250	11331			11331250T	11332	5/16		.3125	5/16		2-1/2		13/16	
11331500	11333	11331500A	11388	11331500T	11334		8.0	.3150		8.0		64		20.0
11335430	11335			11335430T	11336		9.0	.3543		9.0		64		20.0
11337500	11337			11337500T	11338	3/8		.3750	3/8		2-1/2		7/8	
11339370	11339	11339370A	11389	11339370T	11340		10.0	.3937		10.0		70		25.0
11343310	11341			11343310T	11342		11.0	.4331		11.0		70		25.0

Inch	
D1	Tolerance
1.8 - 1/4	+0.000/-0.002
> 1/4 - 1	+0.000/-0.003

Metric (mm)	
D1	Tolerance (h 10)
3.00	+0.000/-0.040
>3.00 - 6.00	+0.000/-0.048
>6.00 - 10.00	+0.000/-0.058
>10.00 - 18.00	+0.000/-0.070
>18.00 - 25.00	+0.000/-0.084



112 / 113

TuffCut® SS

HIGH PERFORMANCE