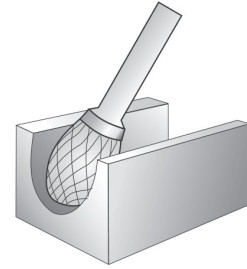

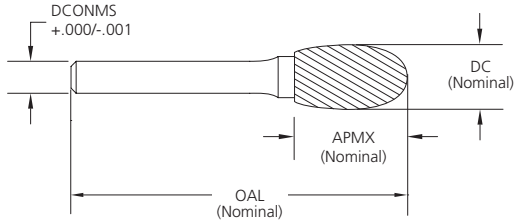


Edge Hog® - Series SE - Inch

Includes Micro Sizes



Elliptical



Specify type of cut when ordering.*

SCTI	Type of Cut								DC	DCONMS	OAL	APMX
	Single		Double		Fine		Shear					
	Tool No.	EDP	Tool No.	EDP	Tool No.	EDP	Tool No.	EDP				
SE-41	69060020	69169	69060027	69177	69060030	69185			1/8	1/8	1-1/2	7/32
SE-41L3	69060020L3	69813	69060027L3	69815					1/8	1/8	3	7/32
SE-53	72060020	72121	72060027	72129	72060030	72137			3/16	1/8	1-1/2	9/32
SE-1	44250020	44001	44250027	44013	44250030	44025			1/4	1/4	2	3/8
SE-1L6	44250020L6	44801	44250027L6	44806	44250030L6	44811			1/4	1/4	6-3/8	3/8
SE-51	70040020	70085	70040027	70093	70040030	70101			1/4	1/8	1-7/8	3/8
SE-3	44375020	44073	44375027	44085	44375030	44097			3/8	1/4	2-5/8	5/8
SE-3L6	44375020L6	44831	44375027L6	44836	44375030L6	44841			3/8	1/4	6-5/8	5/8
SE-3NF							44375150	44601	3/8	1/4	2-5/8	5/8
SE-5	44500020	44117	44500027	44129	44500030	44141			1/2	1/4	2-7/8	7/8
SE-5L6	44500020L6	44846	44500027L6	44851	44500030L6	44856			1/2	1/4	6-7/8	7/8
SE-5NF							44500150	44621	1/2	1/4	2-7/8	7/8
SE-6	44625020	44161	44625027	44173	44625030	44185			5/8	1/4	3	1
SE-6NF							44625150	44641	5/8	1/4	3	1
SE-7	44750020	44205	44750027	44213	44750030	44221			3/4	1/4	3	1

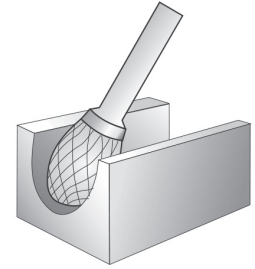
*Diamond, fine diamond, alternate fine diamond, and chipbreaker cuts are no longer available.




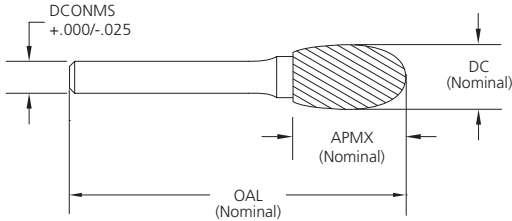
Edge Hog® Burs
Series SE

Edge Hog® - Series SE - Metric

Includes Micro Sizes



Elliptical



Specify type of cut when ordering.*

Edge Hog® Burs
Series SE

SCTI	Type of Cut								DC	DCONMS	OAL	APMX
	Single		Double		Fine		Shear					
	Tool No.	EDP	Tool No.	EDP	Tool No.	EDP	Tool No.	EDP				
SE-41M	69060020M	69173	69060027M	69181	69060030M	69189			3.0	3.0	38.0	5.6
SE-41L76M	69060020L3M	69814	69060027L3M	69816					3.0	3.0	76.0	5.6
SE-53M	72060020M	72125	72060027M	72133	72060030M	72141			4.8	3.0	38.0	7.0
SE-1M	44250020M	44009	44250027M	44021	44250030M	44033			6.0	6.0	50.0	9.5
SE-1L6M	44250020L6M	44802	44250027L6M	44807	44250030L6M	44812			6.0	6.0	159.0	9.5
SE-51M	70040020M	70089	70040027M	70097	70040030M	70105			6.4	3.0	48.0	9.5
SE-3M	44375020M	44081	44375027M	44093	44375030M	44105			9.5	6.0	60.0	16.0
SE-3L6M	44375020L6M	44832	44375027L6M	44837	44375030L6M	44842			9.5	6.0	166.0	16.0
SE-3NFM							44375150M	44113	9.5	6.0	60.0	16.0
SE-5M	44500020M	44125	44500027M	44137	44500030M	44149			12.7	6.0	67.0	22.0
SE-5L6M	44500020L6M	44847	44500027L6M	44852	44500030L6M	44857			12.7	6.0	172.0	22.0
SE-5NFM							44500150M	44157	12.7	6.0	67.0	22.0
SE-6M	44625020M	44169	44625027M	44181	44625030M	44193			16.0	6.0	70.0	25.0
SE-6NFM							44625150M	44201	16.0	6.0	70.0	25.0
SE-7M	44750020M	44209	44750027M	44217	44750030M	44225			19.0	6.0	70.0	25.0

*Diamond, fine diamond, alternate fine diamond, and chipbreaker cuts are no longer available.

