M.A. FORD® APG CHAMFER MILLS SECTION

Product Catalog | Vol: 105

ISO 13399 compliant

*Where **high performance** is the **standard**®*

ISO 9001:2015 Certified

www.maford.com

M.A. FORD
High Performance Cutting Tools

*Where **high performance** is the **standard**®*

For over 100 years, M.A. Ford® has been at the cutting edge of tooling design and manufacturing and has developed an enviable global reputation for performance and precision in advanced solid carbide tooling, serving over 60 countries worldwide.

Our innovative cutting geometries, materials and coating technologies are providing effective manufacturing solutions to an expanding and increasingly diverse range of industries from agriculture and construction to aerospace, power generation and automotive, to name but a few.

⚠ **WARNING:** This product can expose you to chemicals including cobalt which is known to the State of California to cause cancer. For more information go to www.P65Warnings.ca.gov.

Series Number by Page

HP Chamfer Mills		
Series No.	Cat. Pg.	Tech Pg.
3HC	264	266
5HC	264	266
Kits & Sets	265	266

Product Key

APG Chamfer Mills								
Series	Tool Illustration	NOF	Size Range (Inch)	Size Range (Metric)	Point Angle	Helix Angle	Material Group	Page
3HC	NEW	3	1/8"- 1/2"	-	60º 90º	Helical		264
5HC	NEW	5	1/4"- 1/2"	6.0mm-16.0mm	60º 90º	Helical		264
Kits & Sets	NEW	3 or 5	1/8"- 1/2"	6.0mm-12.0mm	60º 90º	Helical		265
APG Chamfer Mills Technical Information								266

End Mill	Previous Designation		New Designation (ISO 13399)	
Square & Corner Radius	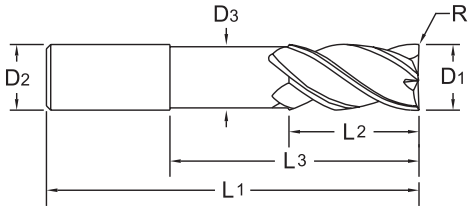		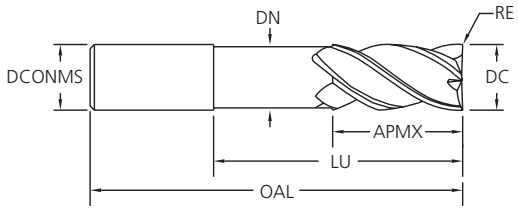	
	Parameter	**Definition**	**Parameter**	**Definition**
	D1	Diameter	DC	Cutting Diameter
	D2	Shank Diameter	DCONMS	Connection Diameter Machine Side
	D3	Neck Diameter	DN	Neck Diameter
	L1	Overall Length	OAL	Overall Length
	L2	Flute Length	APMX	Depth of Cut Maximum
	L3	Neck Length	LU	Usable Length
	R	Corner Radius	RE	Corner Radius
		No. of Flutes	NOF	Flute Count

Hole Making	Previous Designation		New Designation (ISO 13399)	
Drill	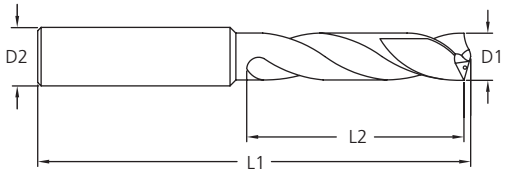		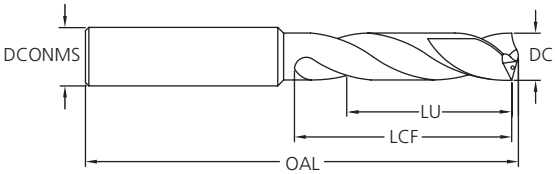	
	Parameter	**Definition**	**Parameter**	**Definition**
	D1	Diameter	DC	Cutting Diameter
	D2	Shank Diameter	DCONMS	Connection Diameter Machine Side
	L1	Overall Length	OAL	Overall Length
	L2	Flute Length	LCF	Length Chip Flute
	L3	Drill Length	LU	Usable Length
				LU = LCF - (1.5 x DC)

Scan QR code to see other tool type ISO 13399 Conversion Keys

Chamfer Mills

High Performance Chamfer Mills

Fraises à chanfreiner haute performance | Cortadoir Vertical para Chaflanes Alto Desempeño

Series 3HC / 5HC Features & Benefits

Precision Tip Diameter
- Increased tip strength
- Easy programmability
- Excellent repeatability

Helical Flute Form
- Smooth cutting action
- Increased cutting conditions
- Excellent surface finish

Finish Option
- Offered Uncoated and ALtima® Blaze coated for an extensive material range

NEW Chamfer Mill	Page
Series 3HC	264
Series 5HC	264
Series 3HC & 5HC Kits / Sets	265
Technical Information	**266**

Chamfer Mills - Series 3HC

NOF 3 | Helical | 60°/ 90° | ALtima® Blaze

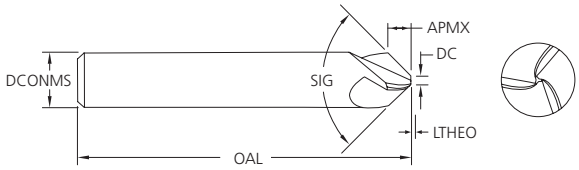

NEW

Uncoated		ALtima® Blaze		SIG	DCONMS (h6)	APMX	OAL	LTHEO	DC
Tool No.	EDP	Tool No.	EDP						
3HC012501	35000	3HC012501B	35010	60°	1/8	0.074	1-1/2	0.035	0.040
3HC018701	35001	3HC018701B	35011	60°	3/16	0.119	2	0.043	0.050
3HC025001	35002	3HC025001B	35012	60°	1/4	0.165	2-1/2	0.052	0.060
3HC037501	35003	3HC037501B	35013	60°	3/8	0.264	2-1/2	0.061	0.070
3HC050001	35004	3HC050001B	35014	60°	1/2	0.364	3	0.069	0.080
3HC012503	35005	3HC012503B	35015	90°	1/8	0.043	1-1/2	0.020	0.040
3HC018703	35006	3HC018703B	35016	90°	3/16	0.069	2	0.025	0.050
3HC025003	35007	3HC025003B	35017	90°	1/4	0.095	2-1/2	0.030	0.060
3HC037503	35008	3HC037503B	35018	90°	3/8	0.153	2-1/2	0.035	0.070
3HC050003	35009	3HC050003B	35019	90°	1/2	0.210	3	0.040	0.080

TECH
Page 266

Chamfer Mills - Series 5HC

NOF 5 | Helical | 60°/ 90° | ALtima® Blaze

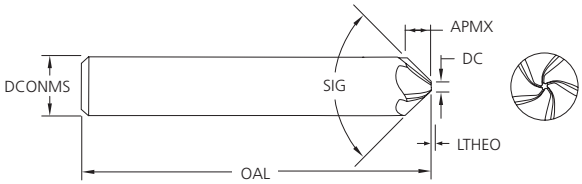

NEW

ALtima® Blaze		SIG	DCONMS (h6)		APMX		OAL		LTHEO		DC	
Tool No.	EDP		Inch	mm	Inch	mm	Inch	mm	Inch	mm	Inch	mm
5HCM06001B	19993	60°		6		3.9		57		1.3		1.5
5HC025001B	35020	60°	1/4		0.165		2-1/2		0.052		0.060	
5HCM08001B	19994	60°		8		5.4		63		1.5		1.75
5HC037501B	35021	60°	3/8		0.264		2-1/2		0.061		0.070	
5HCM10001B	19995	60°		10		7.1		72		1.5		1.75
5HCM12001B	19996	60°		12		8.7		83		1.7		2
5HC050001B	35022	60°	1/2		0.364		3		0.069		0.080	
5HCM16001B	19997	60°		16		13.9		92		2		2.25
5HCM06003B	35026	90°		6		2.25		57		0.75		1.5
5HC025003B	35023	90°	1/4		0.095		2-1/2		0.030		0.060	
5HCM08003B	35027	90°		8		3.125		63		0.875		1.75
5HC037503B	35024	90°	3/8		0.153		2-1/2		0.035		0.070	
5HCM10003B	35028	90°		10		4.125		72		0.875		1.75
5HCM12003B	35029	90°		12		5		83		1		2
5HC050003B	35025	90°	1/2		0.21		3		0.040		0.080	
5HCM16003B	35030	90°		16		6.875		92		1.125		2.25

Inch	
DC	Tolerance
1/8 - 1/2	±.002

Inch	
DCONMS	Tolerance (h6)
1/8 - 3/16	+0/-.00031
1/4 - 3/8	+0/-.00035
1/2	+0/-.00043

Metric (mm)	
DC	Tolerance
6.0-16.0	± .051

Metric (mm)	
DCONMS	Tolerance (h6)
6.0	+0/-.008
6.01-10.00	+0/-.009
10.01-16.00	+0/-.011

TECH
Page 266

Chamfer Mills - Series 3HC Kits & Sets

NOF 3 | Helical | 60°/ 90° | ALtima® Blaze

Kit

NEW

Uncoated		ALtima® Blaze		No. Pieces	SIG	DCONMS in Set/Kit			
Tool No.	EDP	Tool No.	EDP						
3HC000001SET	35031	3HC000001BSET	35033	4	60°	1/8	1/4	3/8	1/2
3HC000003SET	35032	3HC000003BSET	35034	4	90°	1/8	1/4	3/8	1/2
3HC025003 KIT	18880	-	-	4	90°	1/4			
3HC037503 KIT	18881	-	-	4	90°	3/8			
3HC050003 KIT	18882	-	-	4	90°	1/2			

TECH
Page 266

Chamfer Mills - Series 5HC Kits & Sets

NOF 5 | Helical | 60°/ 90° | ALtima® Blaze

Set

NEW

ALtima® Blaze		No. Pieces	SIG	DCONMS in Set/Kit			
Tool No.	EDP						
5HC000001BSET	35035	3	60°	1/4	3/8		1/2
5HC000003BSET	35036	3	90°	1/4	3/8		1/2
5HCM00003BSET	35037	4	90°	6mm	8mm	10mm	12mm
5HC025003B KIT	18883	4	90°		1/4		
5HC037503B KIT	18884	4	90°		3/8		
5HC050003B KIT	18885	4	90°		1/2		

TECH
Page 266

Chamfer Mills

3HC / 5HC Recommended Cutting Data - **Inch**

Workpiece Material Group	ISO	Hardness	Vc - SFM		fz - in/tooth by Cutter Diameter				
			Uncoated	ALtima® Blaze	1/8	3/16	1/4	3/8	1/2
Low Carbon Steels 12L14, 1018, A36	P	≤ 28 HRC	805	1150	.0015	.0023	.0030	.0045	.0060
Medium Carbon & High Carbon Steels 1045, 1050, 1070	P	≤ 38 HRC	630	900	.0010	.0015	.0020	.0030	.0040
Alloy Steels 4130, 4140, 4340	P	≤ 38 HRC	590	840	.0010	.0015	.0020	.0030	.0040
Die / Tool Steels A2, D2, H13, P20	P	≤ 45 HRC	510	725	.0009	.0013	.0018	.0026	.0035
Stainless Steel - Easy to Machine 303, 400 Series	M	≤ 28 HRC	380	545	.0009	.0013	.0018	.0026	.0035
Stainless Steel - Moderately Difficult Austenitic 304, 316	M	≤ 28 HRC	300	430	.0008	.0011	.0015	.0023	.0030
Stainless Steel - Difficult to Machine A286, Duplex, Nitronics, Cobalt Chrome	M	≤ 45 HRC	140	200	.0006	.0009	.0013	.0019	.0025
PH Stainless Steel 15-5, 17-4	M	≤ 45 HRC	300	430	.0008	.0011	.0015	.0023	.0030
High Temp Alloys Inconel, Hastelloy, Monel	S	≤ 42 HRC	105	150	.0006	.0009	.0013	.0019	.0025
Titanium Alloys 6AL-4V	S	≤ 42 HRC	245	350	.0008	.0011	.0015	.0023	.0030
Cast Irons - Gray	K	≤ 240 HB	910	1300	.0018	.0026	.0035	.0053	.0070
Cast Irons - Ductile & Malleable	K	> 240 HB	380	540	.0013	.0019	.0025	.0038	.0050
Wrought Aluminum Alloys 6061, 7050, 7075	N	-	2000	2500	.0020	.0030	.0040	.0060	.0080
Cast Aluminum Alloys	N	-	1500	2000	.0015	.0023	.0030	.0045	.0060
Brass & Copper Alloys	N	-	900	1200	.0011	.0017	.0023	.0034	.0045

Decreased feeds and/or a finish pass may be necessary to reach desired surface finish requirements.
Decreased speeds and feeds may be necessary for slotting / heavy duty cutting.
Cutting speed (Vc) should be calculated off of the Effective cutting diameter.

Effective Cutting Diameter = 2 x Chosen "Z" depth x tan (Included Angle/2) + Tip Diameter

Example:
Tool: 5HC050003B
Included Angle = 90°
Tip Diameter = .080"
Length of Cut = .210"
Chosen "Z" Depth = .180"

Calculation:
2 x .180" x tan(90°/2) + .080"
Effective Cutting Diameter = .440"

Technical data provided should be considered advisory only as variations may be necessary depending on the particular application.

QUALITY

intertek
Total Quality. Assured.

CERTIFICATE
OF REGISTRATION

This is to certify that the management system of:

M.A. Ford Mfg. Co., Inc.

Main Site: 7737 N.W. Boulevard
Davenport, Iowa 52808
United States

has been registered by Intertek as conforming to the requirements of:

ISO 9001:2015

The management system is applicable to:

The design and manufacture of precision rotary cutting tools.

Certificate Number:
98-1247g

Initial Certification Date:
30 October 1998

Date of Certification Decision:
02 September 2021

Issuing Date:
02 September 2021

Valid Until:
10 September 2024

Calin Moldovean
President, Business Assurance

Intertek Testing Services NA, Inc.
900 Chelmsford Street, Lowell
MA 01851, USA

In the issuance of this certificate, Intertek assumes no liability to any party other than to the Client, and then only in accordance with the agreed upon Certification Agreement. This certificate's validity is subject to the organization maintaining their system in accordance with Intertek's requirements for systems certification. Validity may be confirmed via email at certificate.validation@intertek.com or by scanning the code to the right with a smartphone. The certificate remains the property of Intertek, to whom it must be returned upon request.

The M.A. Ford® Quality Policy is:

Know our customers.
Know their requirements.
Make continual improvements in satisfying those requirements.

These are the responsibilities of every individual who works at M.A. Ford®.

Robert Hill, CEO

ALtima®
Aluminum Titanium Nitride (AlTiN). ALtima® is the original high performance coating. This coating allows tools to be run at higher speeds and feeds in a wide array of materials. Also, it allows the option of running tools dry due to the high oxidation temperature of the coating.

ALtima® Plus
This Aluminum Titanium Nitride (AlTiN) multi-layer coating has optimized coating structure, with pre and post treatment of the coating for optimized high performance drilling in any ferrous material.

ALtima® Blaze
Aluminum Chromium Nitride (AlCrN). ALtima® Blaze is designed to allow higher material removal rates. This coating has a higher oxidation temperature than a typical TiAlN coating. It has shown very good results in nickel alloys, titanium, and other difficult to machine materials. Tools coated with ALtima® Blaze can be used in dry machining.

ALtima® Micro
An ultra thin, nano structured, AlCrN coating developed specifically for micro tool applications.

ALtima® Xtreme
Designed for high speed and dry machining.

ALtima® Q
A proprietary coating designed to allow for extreme metal removal rates in a broad range of materials such as steels, stainless steels,titanium, & exotic alloys.

Fordlube
Titanium DiBoride (TiB_2) is a unique coating with low Aluminum affinity, smooth surface finish and high hardness. It is ideal for Aluminum and Magnesium alloys as it prevents build-up on cutting edge, provides superior chip flow along with extended wear resistance.

Gem+
Recommended for aluminum and aluminum alloys up to 12% Si, non-ferrous metals and composites. Gem+ provides excellent wear resistance and maintains sharp cutting edges.

GemX
A CVD diamond coating for composites and aluminum that offers the maximum hardness and wear resistance of any of our coatings.

TiN
Titanium Nitride (TiN). TiN coating has shown good results in low carbon steels and many iron-based applications. It is a very popular coating used in the industry today.

TiCN
Titanium Carbonitride (TiCN). TiCN is a multi-layer coating. Because of the multi-layer composition, TiCN is tougher than TiN, even though TiCN is harder. The added toughness of the TiCN coating makes it a good choice for mechanically stressed edges like in end mill applications. The higher hardness makes TiCN a good choice for abrasive applications where higher wear resistance is required.

CERAedge®
CERAedge® is a unique coating that provides excellent performance in high Si Aluminum, Copper, and other abrasive, non-ferrous materials.

Special Coatings
Upon request, M.A. Ford® can provide any commercially available coating. **Any standard uncoated M.A. Ford® cutting tool can be provided with coating if requested.**

Coating Properties

M.A. Ford® Coating	M.A. Ford® Tool Number Designation	Microhardness (HV)	Maximum Service Temp.	Friction Coefficient
ALtima®	A	3100	1100° C / 2012° F	0.42
ALtima® Plus	AP	3200	1100° C / 2012° F	0.25
ALtima® Blaze	B	3200	1100° C / 2012° F	0.35
ALtima® Micro	AM	3300	900° C / 1652° F	0.30-0.35
ALtima® Xtreme	AX/A/AH	3800	1100° C / 2012° F	0.30-0.50
ALtima® Q	AQ	4500	900° C / 1652° F	0.40
Fordlube	F	4000	700° C / 1292° F	0.30
Gem+	GP	4710	500° C / 932° F	0.10
GemX	GX	10000	600° C / 1100° F	0.10
TiN	T	2300	600° C / 1112° F	0.40
TiCN	C	3000	400° C / 752° F	0.40
CERAedge®	CE	3400	1100° C / 2012° F	0.25

Material Conversion Chart

Tableau De Conversion Des Matériaux | Tabla De Conversión De Materiales

	USA	France	Brazil	German W-nr	German DIN	UK	Spain	Japan JIS
FREE MACHINING STEEL	12L13	S250Pb		1.0718	9SMnPB28		F.2112 -	
	1108	10F1		1.0721	10S20	210M15	F.2121 -	
	11L08	10PbF2		1.0722	10SPb20		F.2122 -	
				1.0723	15S20	210A15	F.210F.	
	1215	S300	1215	1.0736	9SMn36	240M07 EN 1B	F.2113-	
	12L14	S300Pb		1.0737	9MnPb36		F.2114 -	
LOW CARBON STEEL	1010	AF34C10/XC10	1010	1.0301	C10	045M10		
	1015	AF37C12/XC18	1015	1.0401	C15	080M15;040A15	F.111	
	1020	AF42C20/XC25	1020	1.0402	C22	055M15 EN2C	F.112	
	1025	AF50C30		1.0406	C25	070M26	F.221	
	1212			1.0711	9S20	220M07		
	1213	S250	1213	1.0715	9SMn28	230M07	F.2111 -	
	1010	XC10	1010	1.1121	Ck10	040A10	F.1510 -	
	1022/1518	20M5		1.1133	20Mn5	120M19	F.1515 -	
	1015	XC15 / C15E	1015	1.1141	Ck15	080M15 EN 32C	F.1511 -	
	10201023	XC25 / C22E	1020	1.1151	Ck22	050A20	F.1120 -	
	1025	XC25 / C25E		1.1158	Ck25	070M26	F.1120 -	
	A350-LF5	15N6 / 15Ni6		1.5622	14Ni6		F.2641 -	
	3310/9314	12NC15		1.5752	14NiCr14	655M13/A12 EN 36A		
MEDIUM CARBON STEEL	1035	AF55C35 /XC38	1035	1.0501	C35	060A35	F.113	
	1045	AF65C45 /C45	1045	1.0503	C45	080M46	F.114	
	1040	AF60C40 C40	1040	1.0511	C40		F.114.A	
	1055	C55	1055	1.0535	C55	070M55		
	1060	AF70C55 / C60	1060	1.0601	C60	080A62 EN 43D	F.115	
	1140	35MF6	1140	1.0726	35S20	212M36 EN 8M	F.210G.	
	1146	45MF4		1.0727	45S20	212M44		
	9255	51S7		1.0903	51Si7	250A53 EN 45	F.1450 -	
	9255	55S7	9254	1.0904	55Si7		F.1440-	
	9260	60S7		1.0909	60Si7	250A58	F.1441 -	
	9262	60SC7		1.0961	60SiCr7	250A61	F.1442 -	
	1330/1536	35M5 / 30Mn5		1.1165/66	30Mn5/34Mn5	120M36/150M28	F.1203	
	1335	40M5 / 36Mn5	1541	1.1167	36Mn5	150M36 EN 15	F.1203 -	
	1330	20M5 / 28Mn6	1330	1.117	28Mn6	150M28 EN 14A		
	1035	XC32 / C35R	1035	1.118	Cm35	080M36	F.1135 -	
	1040	XC42H1 / C40E	1040	1.1186	Ck40	060A40/080A40		S 40 C
	1045	XC42H1 / C45/XC45	1045	1.1191	Ck45	080M46/060A47	F.1140 -	S 45 C
	1045	XC42H1 /C45R	1045	1.1201	Cm45	080M46	F.1145 -	
	1055	XC55H1 / C55E	1055	1.1203	Ck55	060A57/070M55	F.1150 -	S55C
	1050	XC48H1 / C50E	1050	1.1206	Ck50	080M50		
	1050	XC48H1TS	1050	1.1213	Cf53	060A52		
	1060	XC60 / C60E/2C60	1060	1.1221	Ck60	060A62	F.511/F.512	S58C
	1070	XC68	1070	1.1231	Ck67	060A67		
ALLOY STEEL	1080/1078/1086	XC75 / C75E/XC90	1074	1.1248/1269	Ck75	060A78	F.513/514/515	
	1095	XC100	1095	1.1274	Ck101	060A96		
	4135/4142	34CD4 /42CD4		1.233	35CrMo4/47CrMo4	708A37/M40		SCM435TK
	3135/3140	35NC6		1.571/.5711	36NiCr6/40NiCr6	640A35/M40 EN111A		
	8620/8720	20NCD2	8620	1.6523/43	21NiCrMo2	805M20/A20 EN 362	F.1522 -	SNCM220(H)
	8740	40NCD2	8640	1.6546	40NiCrMo22	311-Type7	F.1204 -	SNCM240
		18NCD6		1.6587	17CrNiMo8	820A16	F.1560 -	
	5132	32C4 / 34Cr4		1.7033	34Cr4	530A32 EN18B	F.8221 /F.224	SCR430(H)
	5135	38C4 / 37Cr4	5135	1.7034	37Cr4	530A36	F.1201 -	
	5140	42C4 / 41Cr4	5140	1.7035	41Cr4	530M40/A40 EN 18	F.1202 -	SCR440(H)
	5140	42C4TS	5140	1.7045	42Cr4	530A40	F.1202 -	SCR440
	5115	16MC5	5115	1.7131	16MnCr5	527M17	F.1515 -	
	5155	55C3		1.7176	55Cr3	527A60 EN 48	F.1431 -	SUP9(A)
	4130	25CD4 / 25CrMo4	4130	1.7218	25CrMo4	1717CDS110	F.8330 -	SCM420/430
	4135/4137	35CD4 / 34CrMo4		1.722	34CrMo4	708A37 EN 19B	F.8231 -	
	4140/4142	42CD4 / 42CrMo4	4140	1.7225	42CrMo4	708M40 EN 19A	F.8232 -	
	4150	50CrMo4	4150	1.7228	50CrMo4	708A47		
	6150	50CV4 / 51CrV4	6151	1.8159	50CrV4	735A50 EN 47	F.1430 -	

Technical data provided should be considered advisory only as variations may be necessary depending on the particular application.

	USA	France	Brazil	German W-nr	German DIN	UK	Spain	Japan JIS
HIGH STRENGTH ALLOY STEEL	A355Cl.D	30CAD6.12		1.8507	34CrAlMo5	905M31	F.1741 -	
	A355Cl.A	40CAD6.12		1.8509	41CrAlMo7	905M39 EN 41B	F.1740 -	
		18NC13		1.5755	31NiCr14	653M31	F.123	
	9840	40NCD3		1.6511	36CrNiMo4	816M40 EN 110	F.1280	
	4340		4340	1.6562	40NiCrMo73	817M40		SNCM 447
		30CND8		1.658	30CrNiMo8	823M30		
	4340	35NCD6	4340	1.6582	34CrNiMo8	817M40 EN 24	F.1272	SNCM 447
		35NCD14		1.6746	32NiCrMo145	830M31	F.1262	
		35NCD16		1.6747	30NiCrMo166	835M30	F.1260	
		30CD12		1.8515	31CrMoV139	722M24 EN 40B	F.1712	
				1.8523	39CrMoV139	897M39 EN 40C		
STRUCTURAL STEEL	A570 (36)	E24-2NE / S235JRG2	A36	1.0038	RSt37-2	4360-40C		STKM 12A
	A570 (40)	E28-2 / S275JR		1.0044	St44-2	4360-43A/B	A 430B	SM 400 A;B;C
	A570 (50)	A50-2 / E295		1.005	St50-2	4360-50B		SS490
		A60-2 / E335-A70-2/E360		1.006/.007	St60-2/St70-2	4360-55E		
	A284/A573/A611	E24-3;-4 / S235J2G3		1.0116	St37-3	4360-40C/D-1449-37C	A360 C;D	
	A366/1012/A619	DC01		1.033/.0333	St12/13	1449 -2/3/4CR	AP 00/02	
	A620	DC04		1.0338	St14	1449 1CR; 2CR	AP 04	
	A516Gr.65;-55;	A37CP;AP / P235GH		1.0345	H I	1501Gr.161-360/400	A 37 RC I;RA II	
		A42CP;AP / P265GH		1.0425	H II	161-400;	A42 RC I	
	A537	A52CP;AP / P335GH		1.0473	19Mn6		A 47 RB II	
	A516 (70)	A48CP;AP / P295GH		1.0481	17Mn4		A 47 RC I; RA II	
		E36-3/4 / S355J2G3		1.057	St52-3	4360-50B;50C;50D	A 510 C;D	
	A204 (A)	15D3 / 15Mo3		1.5415	15Mo3	1501-240	F.2601 -	
	4520			1.5423	16Mo5	1503-245-420	F.2602 -	
	A350-LF3	12N14 / 12Ni14		1.5637	10Ni14	1501-503-690	F.152	
	3115	10NC6		1.5713	13NiCr6			
	3415	14NC11		1.5732	14NiCr10		F.1540	
	A182-F11;F12	15CD3.05		1.7335	13CrMo44	620Gr.27;31	F.2631	
	A387 (12)	15CD4.5		1.7337	16CrMo44	620Gr.27		
	A182F22	10CrMo9-10		1.738	10CrMo910	622Gr.31;45	TU.H	
	A633Gr.E	E420RIFP / S420N		1.8902	StE420	4360-55E	AE 420 KG	
	A633Gr.E	E460RIFP / S460N		1.8905	StE460		AE 460 KG	
HIGH TEMPERATURE ALLOYS	330	Z12NCS37.18		1.4864	X12NiCrSi3616	NA17	F.3313	
				1.4865	G-X40NiCrSi3818	330C40		
	B163	Z8NC3221		1.4876	X10NiCrAlTi3320	NA15(H)	F.3545	
	4544/SB127/164	NU30		2.436	NiCu30Fe	3072-76/NA13		
	4676			2.4375	NiCu30Al	3072-76/NA18/3146		
	5388 C	NC 17 DWY		2.4602	NiCr17Mo17FeW			
		NC 20 T		2.463	Ni-Cr20Ti	HR5/203-4/703-B		
		NC 20 TA		2.4631	NiCr20TiAl	HR 401HR601/736B		
		NCKD 20 ATV		2.4634	NiCo20Cr15MoAlTi	HR 3/5007		
	687	NCKD 20 AT		2.4636	NiCo15Cr15MoAlTi			
		NCK 20 D		2.465	NiCr20Co19MoTi	HR 10		
	5660C	Z8 NCDT 42		2.4662	NiCr15MoTi			
	5536E	Nc 22 FeD		2.4665	NiCr22Fe18Mo	HR 6/204		
		NC 19 FeNb		2.4668	NiCr19Fe19NbMo	HR 8		
	5542G	NC 15 Fe TNb		2.4669	NiCr16FeTi	HR 505		
	5391A	NC 13 AD		2.467	G-NiCr13Al6MoNb	HC 203		
		NK 15 CAT		2.4674	NiCo15Cr10MoAlTi	HC 204		
	5540	NC 15 Fe		2.4816	NiCr15Fe	3072-76		
	5581	NC 22 FeDNB		2.4856	NiCr22Mo9Nb			
		NC 21 FeDU		2.4858	NiCr21Mo	3072-76		
		NC 19 KDT		2.4973	NiCr19Co11MoTi			
	684	NCK 19 DAT		2.4983	NiCr18Co18MoAlTi			
TITANIUM TITANIUM ALLOYS		T-35		3.7024/25	Ti 99,8	TA.1	Ti-PO1	
		T-U2		3.7124	TiCu2	TA.21-24/52-55/58	Ti-P11	
		T-A6ZD		3.7154	TiAl6Zr5Mo0,5Si0,2	TA.43/44	Ti-P67	
		T-A4DE		3.7184	TiAl4Mo4Sn2Si0,5	TA.45-51/57	Ti-P68	
	4941/42/51/4902	T-40		3.7034/35	Ti 99,7	TA.2/3/4/5	Ti-PO2	
	4901/21	T-60		3.7064/65	Ti99,5	TA.6/7/8/9	Ti-PO4	
	491128/35/54/65/67	T-A6V		3.7164/65	TiAl6V4	TA.10-13/28/56	Ti-P63	
	4900	T-50				DTD 5023/5283		

Technical data provided should be considered advisory only as variations may be necessary depending on the particular application.

Material Conversion Chart

Tableau De Conversion Des Matériaux | Tabla De Conversión De Materiales

	USA	France	Brazil	German W-nr	German DIN	UK	Spain	Japan JIS
STAINLESS STEELS	410S	Z3014		1.4001	X7Cr14	403S17	F.8401	
	405	Z6CA13 / Z6CrAl13		1.4002	X6CrAl13	405S17	F.3111	
	416	Z12CF13 / Z12CrS13		1.4005	X12CrS13	416S21	F.3411	SUS 416
	410/CA-15	Z12C13 / Z12Cr13	410	1.4006	X10Cr13	410S21 ENEN 56A	F.3401	SUS 410
	430	Z8C17 / Z6Cr17		1.4016	X6Cr17	430S15 EN 60	F.3113	SUS 430
	420	Z20C13 / Z20Cr13	420	1.4021	X20Cr13	420S37	F.3402	SUS 420
		Z40C14 / Z40Cr14		1.4034	X46Cr13	420S45 EN 56D	F.3405	
	431	Z15CN16.02		1.4057	X20CrNi172	431S29 EN 57	F.3427	
	430F	Z10CF17		1.4104	X12CrMoS17		F.3117	
	434	Z8CD17.01		1.4113	X6CrMo17	434S17		
	440C	Z100CD17		1.4125	X105CrMo17			
	304/304H	Z6CN18.09	304	1.4301	X5CrNi1810	304S15 EN 58E	F.3451	SUS304
	308; 305	Z8CN18.12		1.4303	X5CrNi1812	305S19	F.3513	
	303	Z10CNF18.09	303	1.4305	X10CrNiS189	303S21 EN 58M	F.3508	SUS303
	304L	Z2CN18.10/Z3CN19.10M		1.4306	G-X2CrNi189/1911	304S12/S11/C12	F.3503	SCS19
	CF-8	Z6CN18.10M		1.4308	G-X6CrNi189	304C15		
	301	Z12CN17.07	302	1.431	X12CrNi177	301S21	F.3517	
	304LN	Z2CN18.10Az		1.4311	X2CrNiN1810	304S62		
		Z10CN18.9M		1.4312	G-X10CrNi188	302C25		
	CA6-NM	Z4CND13.4M		1.4313	G-X5CrNi134	425C11		
	316/316L	Z6CND17.11	316	1.4401	X5CrNiMo17122	316S16/S31 EN 58J	F.3543	SUS316
	316L	Z2CND 18.13	316L	1.4404	X2CrNiMo17132	316S11/S12	F.3533	SUS316 L
	316LN	Z2CND 17.12Az		1.4406	2CrNiMoN17122	316S61		SUS316LN
	CF-8M			1.4408	G-X6CrNiMo1810	316C16	F.8414	
	316LN	Z2CND17.13Az		1.4429	X2CrNiMo17133	316S62		SUS316LN
	316L	Z2CND17.13		1.4435	X2CrNiMo18143	316S11/S12	F.3533	SUS316LN
	316	Z6CND17.12		1.4436	X5CrNiMo17133	316S16	F.3534	SUS316
	317L	Z2CND19.15		1.4438	X2CrNiMo18164	317S12		SUS317L
	329		329 (DUPLEX)	1.446	X8CrNiMo275		F.3309	SUS329
	XM8/430Ti	Z8CT17		1.451	X6CrTi17		F.3114	
	409	Z6CT12		1.4512	X5CrTi12	409S19		
	321	Z6CNT18.10	321	1.4541	X6CrNiTi1810	321S12/S31 EN 58B	F.3523	SUS321
	630	Z6CNU17.04		1.4542	X5CrNiCuNb1714			SUS630
	347	Z6CNNb18.10		1.455	X6CrNiNb1810	347S17/S31 EN 58F	F.3552	SUS347
	316Ti	Z6CNDT17.12		1.4571	X6CrNiMoTi17122	320S31/S17 EN 58J	F.3552	
	316Ti			1.4573	X10CrNiMoTi1812	320S33		
	316Cb	Z6CNDNb17.12/19.13		1.458	X6CrNiMoNb17122	318S17		
	HNV3	Z45CS9		1.4718	X45CrSi93	401S45 EN52	F.3220	
		Z10C13		1.4724	X10CrAl13	403S17	F.13152	
		Z40CSD10		1.4731	X40CrSiMo102		F.3221	
	430	Z10CAS18		1.4742	X10CrAl18	430S15	F.3153	SUS430
	HNV6	Z80CSN20.02		1.4747	X80CrNiSi20	443S65 EN 59	F.3222	
	446	Z10CAS24		1.4762	X10CrAl24		F.3154	SUH446
	309	Z15CNS20.12		1.4828	X15CrNiSi2012	309S24		
	309S	Z15CN24.13		1.4833	X7CrNi2314	309S24		
	314/310	Z15CNS25.20	314	1.4841	X15CrNiSi2520		F.3310	
	310S	Z12CN25.20	310	1.4845	X12CrNi2521	310S24	F.331	
	HK			1.4848	G-X40CrNiSi2520	310C40	F.8452	
	EV8	Z52CMN21.09		1.4871	X53CrMnNiN219	349S54	F.3217	
		Z35CNWS14.14		1.4873	X45CrNiW189	331S40	F.3211	
	321	T6CNT18.12(B)		1.4878	X12CrNiTi189	321S20	F.3523	SUS321
	A353	Z8N9		1.5662	X8Ni9	1501-509;510	F.2645	
	2515	Z18N5		1.568	12Ni19			

Technical data provided should be considered advisory only as variations may be necessary depending on the particular application.

www.maford.com sales@maford.com 563-391-6220/800-553-8024

Back to Table of Contents

	USA	France	Brazil	German W-nr	German DIN	UK	Spain	Japan JIS
TOOL STEELS	A532IBNiCr-LC			0.962	G-X260NiCr42	Grade2A		
	A532IANiCr-HC			0.9625	G-X330NiCr42	Grade2B		
	A532IDNi-HiCr			0.963	G-X300CrNiSi952	Grade2C;D;E		
	A532IID20%CrMo-LC			0.9645	G-X260CrMoNi2021	Grade3C		
	A532IIIA25%Cr			0.965	G-X260Cr27	Grade3D		
	A532IIIA25%Cr			0.9655	G-X300CrMo271	Grade3E		
	W108	Y190;Y180		1.1525	C80W1			
	W110	Y1105		1.1545	C105W1			SK3
	W112	Y2120		1.1663	C125W		F.5123	
	W1			1.175/.1625	C75W/C80W1	BW1A/BW1B	F.1507	
	L3	Y100C6	52100	1.2067	100Cr6	BL3	F.5230	
	D3	Z200C12	420 (1.2083)	1.208	X210Cr12	BD3	F.5212	
	L2			1.221	115CrV3			
	H11	Z38CDV5	H11	1.2343	X38CrMoV51	BH11	F.5317	
	H13	Z40CDV5	H13	1.2344	X40CrMoV51	BH13	F.5318	SKD61
	A2	Z100CDV5	A2	1.2363	X100CrMoV51	BA2	F.5227	SKD12
	H10	32DCV28	H10	1.2365	X32CrMoV33	BH10	F.5313	
	D2	Z160CDV12	D2	1.2379	X155CrVMo121	BD2		
		105WC13		1.2419	105WCr6		F.5233	
			D6 (VC131)	1.2436	X210CrW12		F.5213	
	O1		O1 (VND)	1.251	100MnCrW4	BO1	F.5220	SKS 31
	S1		S1 (VW3)	1.2542	45WCrV7	BS1	F.5241	
		55WC20		1.255	60WCrV7			
	H21	Z30WCV9	H20/H21	1.2581	X30WCrV93	BH21	F.5323	SKD5
				1.2601	X165CrMoV12		F.5211	
	H12	Z35CWDV5	H12	1.2606	X37CrMoW51	BH12		
	L6	55NCDV7	(VMO)	1.2713	55NiCrMoV6		F.528	
	W210	Y1105V		1.2833	100V1	BW2		
	2	90MV8		1.2842	90MnCrV8	BO2		
	T15			1.3202	S12-1-4-5	BT15	F.5563	
		Z130WKCDV10-10-04-03		1.3207	S10-4-3-10		F.553	
		Z85WDKCV06-05-05-04-02	M35	1.3243	S6-5-2-5		F.5613	
	M41	Z110WKCDV07-05-04-04-02		1.3246	S7-4-2-5		F.5613	
	M42	Z110DKCWV09-08-04-02-01	M42	1.3247	S2-10-1-8	BT42	F.5615	
	M33/M34			1.3249	S2-9-2-8	BM34	F.5611	
	T4	Z80WKCV18-05-04-01		1.3255	S18-1-2-5	BT4	F.5530	
	T5			1.3265	S18-1-2-10	BT5	F.5540	
	M3	Z90WDCV06-05-04-03		1.3342	SC6-5-2			
	M2	Z85WDCV06-05-04-02	M2	1.3343	S6-5-2	BM2	F.5603	
	M3Class2	Z130WDCV06-05-04-04	M3:2	1.3344	S6-5-3		F.5605	
	H41/M1	Z85DCWV08-04-02-01		1.3346	S2-9-1	BM1		
	M7	Z100DCWV09-04-02-02	M7	1.3348	S2-9-2		F.5607	
	T1	Z80WCV18-04-01		1.3355	S18-0-1	BT1	F.5520	
	A128(A)	Z120M12 / Z120Mn12		1.3401	X120Mn12		F.82551	
	52100	100C6	52100	1.3505	100Cr6	534A99	F.1310	
HARDENED STEEL								
CAST ALUMINIUM	319,2	A-S5U		3.2151	G-AlSi6Cu4	LM4/LM22	L-2660	
	380,1	A-S9U3		3.2161	G-AlSi8Cu3	LM24	L-2630	
		A-S4G		3.2341	G-AlSi5Mg	DTD716B		
	A356.2	A-S7G0,3		3.2371	G-AlSi7Mg	2L99/LM25		
		A7-S10G		3.2373	G-AlSi9Mg			
	A360	A-S10G		3.2381	G-AlSi10Mg	LM9	L-2560	
	413,1	A-S12U		3.2583	G-AlSi12Cu	LM20	L-2530	
	514.1	A-G6		3.3561	G-AlMg5	LM5		
	A413	A-S13		3.3581	G-AlSi12	LM6	L-2520	
	520	A-G10-Y4		3.3591	G-AlMg10	LM10	L-2310	
	390				AlSi17Cu4			
	393				AlSi18-25CuNiMg	LM28/LM29		

Technical data provided should be considered advisory only as variations may be necessary depending on the particular application.

Material Conversion Chart

Tableau De Conversion Des Matériaux | Tabla De Conversión De Materiales

	USA	France	Brazil	German W-nr	German DIN	UK	Spain	Japan JIS
WROUGHT ALUMINIUM	1200	A4		3.0205	Al99	1C	L-3001	
	1050A	A5		3.0255	Al99,5	1B	L-3051	
	1350A	A5/L		3.0257	E-Al	1E	L-3052	
	1080A	A8		3.0285	Al99,8	1A	L-3081	
	1199	A99		3.0385	Al99,98R	1		
	3004	A-M1G		3.0526	AlMnMg1	N4	L-3820	
	2014	A-U4SG		3.1255	AlCuSiMn	H15	L-3130	
	2117	A-U2G		3.1305	AlCu2,5Mg0,5	3L86/HR13	L-3180	
	2017A	A-U4G		3.1325	AlCuMg1	H14	L-3120	
	2024	A-U4G1		3.1355	AlCuMg2	2L98	L3140	
	2003	A-U4Pb		3.1645	AlCuMgPb		L-3121	
	2011	A-U5PbBi		3.1655	AlCuBiPb	FC1	L-3182	
	6101B			3.2305	E-AlMgSi	91E	L-3431	
	6463	A85-GS		3.2307	Al99,85MGsl	BTR6		
	6181	A-SGMO,7		3.2315	Al-Si1 Mg	H30	L-3451	
	6060			3.3206	AlMGSi0,5	H9	L-3441	
	6101C	A-GS/L		3.3207	E-AlMgSi0,5	BTRE6		
	5005A	A-G0,6		3.3315	AlMg1	N41	L-3350	
	5050B	A-G1,5		3.3316	AlMg1,5	3L44	L-3380	
	5052	A-G2,5C		3.3523	AlMg2,5	N5Mg3,5	L-3360	
	5251	A-G2M		3.3525	AlMg2Mn0,3	N4		
	5754	A-G3M		3.3535	AlMg3		L-3390	
	5454	A-G2,5MC		3.3537	AlMg2,7Mn	N51		
	5083	5083		3.3547	AlMg4,5Mn	N8	L-3321	
	5056A			3.3555	AlMg5	N6	L-3320	
	7020	A-Z5G		3.4335	AlZn4,5Mg1	H17	L-3741	
	7075	A-Z5GU		3.4365	AlZnMgCu1,5	2L95	L-3710	
SG / NODULAR CAST IRON	60-40-18	FGS-400-12		0.704	GGG-40	420/12		
		FGS370-17		0.7043	GGG-40.3	370/17		
	65-45-12	FGS500-7		0.705	GGG-50	500/7		FDC500
	80-55-06	FGS 600-3		0.706	GGG-60	600/3		
	100-70-03	FGS 700-2		0.707	GGG-70	700/2		FDC700
	120-90-02	FGS 800-2		0.708	GGG-80	800/2		
		MB 35-7		0.8035	GTW-35-04	W 340/3		
		MB 40-10		0.804	GTW-40-05	W 410/4		
				0.8045	GTW-45-07			
	32 510	MN 35-10		0.8135	GTS-35-10	B 340/12		
		MP 50-5		0.8145	GTS-45-06	P 440/7		
		MP 60-3		0.8155	GTS-55-04	P 540/5		
				0.8165	GTS 65-02			
	70 003	MP 70-2		0.817	GTS 70-02	P 690/2		
GREY / WHITE CAST IRON	A48-40B	Ft25D / FGL250		0.6025	GG25	Grade 260	FG 25	
	A48-20B	Ft10D / FGL100		0.601	GG10		FG 10	
	A48-25B	Ft15D / FGL150		0.6015	GG15	Grade 150	FG 15	
	A48-30B	Ft20D / FGL200		0.602	GG20	Grade 220	FG20	
	A48-45B	Ft30D / FGL300		0.603	GG30	Grade 300	FG 30	
	A48-50B	Ft35D / FGL350		0.6035	GG35	Grade 350	FG35	
	A48-60B	Ft40D / FGL400		0.604	GG40	Grade 400		
BRONZE ALUMINIUM- BRONZE TIN BRONZE	C 60 800	CuAl6		2.0918	CuAl5As			
	C 61 000	CuAl8		2.092	CuAl8			
	C 61 400	CuAl7Fe2		2.0932	CuAl8Fe3	CA 106		
	C 62 300	CuAl9Fe3Mn2		2.0936	CuAl10Fe3Mn2	CA 105		
	C 95 200	CuAl9Fe3		2.094	CuAl10Fe	AB 1		
	B 505	CuAl9Fe3		2.094	G-FeAlBzF50	AB 1		
		CuAl9Mn2		2.096	CuAl9Mn2			
	C 63 200	CuAl9Ni5Fe3Mn		2.0966	CuAl10Ni5Fe4	CA 104		
	C 95 800	CuAl9Ni5Fe		2.097	G-NiAlBzF50	AB 2		
		CuAl11Ni5Fe5		2.0978	CuA11Ni6Fe5			
	C 94100	CuPb20Sn5		2.1188	G-CuPb20Sn	LB5		

Technical data provided should be considered advisory only as variations may be necessary depending on the particular application.

	USA	France	Brazil	German W-nr	German DIN	UK	Spain	Japan JIS
BRASS	C 21000/34500	CuZn5		2.022/2.032	CuZn5	CZ 125/101		
	C 85700	CuZn40-Y30		2.034	G-CuZn37Pb	PCB 3		
	C 28000/38500	CuZn40/44Pb2		2.036/2.041	CuZn40/44Pb2	CZ 109/CZ130		
	C 68700	CuZn22Al2		2.046	CuZn20Al2	CZ 110		
	C 44300			2.047	CuZn28Sn1	CZ 111		
	C 46400			2.053	CuZn38Sn1	CZ 112		
	C 67400			2.055	CuZn40Al2	CZ 114		
	C 86400			2.0591	G-CuZn38Al	PCB1, DCB 3		
	C 86400	CuZn40-Y30		2.0592	G-CuZn35Al1	HTB 1		
	C 86300			2.0598	G-CuZn25Al5	HTB 3		
	C 90500			2.105	G-CuSn10Zn	G1		
	C 90800	CuSn12		2.1052	G-CuSn12	Pb2		
	C 91700			2.106	G-CuSn12Ni	CT2		
	C 90250			2.1086	G-CuSn10	CT1		
	C 93200	CuSn7Pb6Zn4		2.109	G-CuSn7ZnPb			
	C 92410			2.1093	G-CuSn6ZnNi	LG4		
	C 83600	CuPb5Sn5Zn5		2.1096	G-CuSn5ZnPb/RG5	LG2		
	C 93700	CuPb10Sn10		2.1176	G-CuPb10Sn	LB2		
	C 93800			2.1182	G-CuPb15Sn	LB1		
COPPER COPPER/NICKEL ALLOYS	C 96200			2.0815	G-CuNi10			
	C 71300	CiNi25		2.083	CuNi25	CN 105		
	C 96400			2.0835	G-CuNi30	CN 2		
	C 72150	CuNi44		2.0842	CuNi44Mn1			
	C 70600	CuNi10Fe1Mn		2.0872	CuNi10Fe1Mn	CN 102		
	C 71500	CuNi30Mn1Fe		2.0882	CuNi30Mn1Fe	CN 107		
	C 17000	CuBe1,7		2.1245	CuBe1,7	CB 101		
	C 17200	CuBe1,9		2.1247	CuBe2			
	C 17500			2.1285	CuCo2Be	C 112		
	C 71640	CuNi30Fe2Mn2			CuNi30Fe2Mn2	CN 108		
	OF	Cu-c1/C2		2.004	OF-Cu	Cu-OF C 103/110		
	C 11000	Cu-a1/A2		2.006	E-Cu57	Cu-ETP-2 C 101		
	C 11000	Cu-a1		2.0065	E-Cu58	Cu-ETP-2 C 101		
	C 1200	Cu-b2		2.0076	SW-Cu			
	C 12200	Cu-b1		2.009	SF-Cu	Cu-DHP C 106		

Technical data provided should be considered advisory only as variations may be necessary depending on the particular application.

Save & **GO GREEN** with **RED** BOX

Extend the life of your cutting tools with M.A.Ford®'s Factory Reconditioning / Recoating Service.



RED BOX

FACTORY
RECONDITIONING
SERVICE

- **DRILLS**
- **END MILLS**
- **COUNTERSINKS**
- **BURS**

- Simplified Pricing Structure.
- No Minimum Order Value.
- Original Coatings.
- M.A. Ford® Quality Workmanship.
- Tools Reground To Factory Specs.
- Quick Turnaround.

RETURN • RECONDITION • REDUCE COST

Contact M.A. Ford Customer Service to request your **RED BOX.**
sales@maford.com • 800-553-8024 • 563-391-6220

MADE IN USA

When ordering to receive expedited delivery on these services

Phone Orders Only • No EDI or Web Orders • Ex. 3 Days: Order Monday, Ships Friday

Add Coating:

ALtima® Ships Within 3 Days When Base Tool In Stock
ALtima Blaze® Ships Within 3 Days When Base Tool In Stock
Note: 50 Piece Order Max.





Add Depth Setting Rings

Ships Within 3 Days When Base Tool In Stock
Note: 1/8" Shank Size X 1-1/2" OAL Tools Only, 100 Piece Order Max.

270 Series Range Reamers -

Ships Within 3 Days When Base Tool In Stock
Note: 25 Piece Order Max., no 270L or 270P





Add Standard Shank Flat

Ships Within 3 Days When Base Tool In Stock
With These Shank Sizes:
Inch - 3/8", 1/2", 5/8", 3/4", 7/8" and 1"
mm - 6, 8, 10, 12, 14, 16, 18, 20 and 25
Note: 50 Piece Order Max.

Add End Mill Corner Radius

Ships Within 3 Days When Uncoated Base Tool In Stock
Note: End Mill Diameters 6mm(.2362") And Above, 12 Piece Order Max.

To place your R-T-A order:
Ph: 563-391-6220 or 800-553-8024
or email: sales@maford.com

MADE IN USA
ISO 9001:2015 Certified

Notes

www.maford.com sales@maford.com 563-391-6220/800-553-8024

Back to Table of Contents

New interactive cutting data app now available from M.A. Ford®

Everything you need at your fingertips

Our interactive app for iOS and Android devices makes tool cutting data calculations simpler and faster by minimizing text input and using 3D graphics that respond instantly to changing cutting parameters, using smart-phone or tablet touch screens.

Get it on Google Play

Download on the App Store

Back to Table of Contents

M.A. FORD
High Performance Cutting Tools

*Where **high performance** is the **standard**®*

Also available:

Safety Note
Always wear the appropriate personal protective equipment such as safety glasses and protective clothing when using solid carbide or HSS cutting tools. Machines should be fully guarded.

M.A. Ford® Mfg. Co., Inc.
7737 Northwest Blvd.
Davenport, IA 52806
USA

Tel: 563-391-6220 or 800-553-8024
e-mail: sales@maford.com
www.maford.com

M.A. Ford® Europe Ltd.
650 City Gate
London Road, Derby
DE24 8WY
United Kingdom

Tel: +44 (0) 1332 267960
Fax: +44 (0) 1332 267969
e-mail: sales@mafordeurope.com
www.mafordeurope.com

M.A. Ford® Asia-Pacific Limited
Room 1709, Level 17
Millennium City 2
378 Kwun Tong Road
Kowloon, Hong Kong

Tel: +852-2167-7150
Fax: +852-2167-8150
e-mail: sales@mafordeurope.com

WCVOL105

Back to Table of Contents